



GÉANT

TF-EDU Virtual Meeting
An introduction to Learning Analytics

Steve Hoole | December 2020




Steve Hoole



- Head of Analytics @ Jisc
- Worked in HE for 20 years
- Background in Technology Enhanced Learning





I will introduce you to '*Learning Analytics*' and how different types of data can support enhancing the student experience.

I will cover how data can be aggregated to provide insight into student engagement.

How institutions need to think about Learning Analytics as a business change project rather than a technology project.

Data is important

We use statistics and data all the time. Now, more than ever, it's really important to know how students are engaging, if at all.

Data is extremely important and that using it for Learning Analytics will help improve the student experience

March 1855


Apr
1855

er

Florence Nightingale



John Snow



“learning analytics is the measurement, collection, analysis and reporting of data about learners and their contexts,

for purposes of understanding and optimising learning and the environments in which it occurs”

SoLAR – Society for Learning Analytics Research

Institutional motivators for Learning Analytics

- **Retention.**
- Progression.
- Wellbeing.
- Curriculum



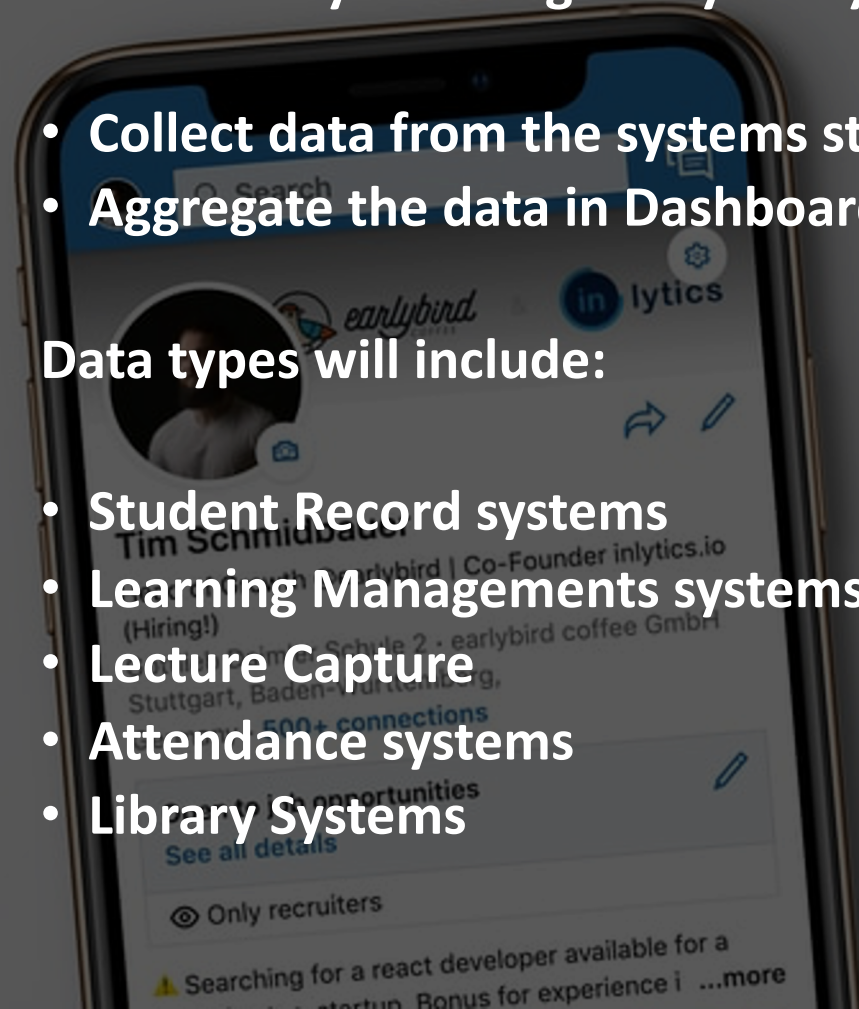
What does it actually mean?

It means any Learning Analytics system will

- Collect data from the systems students use
- Aggregate the data in Dashboards and charts academics can understand

Data types will include:

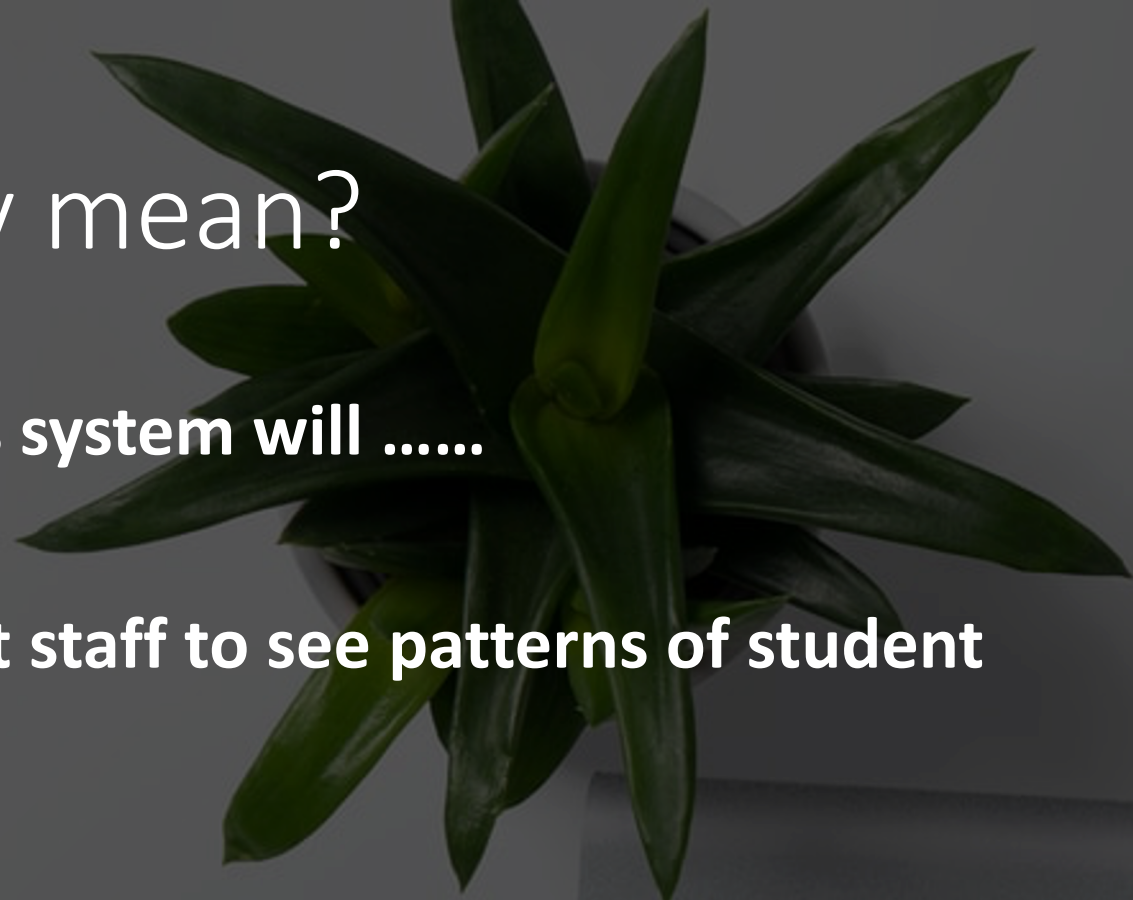
- Student Record systems
- Learning Managements systems
- Lecture Capture
- Attendance systems
- Library Systems



What does it actually mean?

It means any Learning Analytics system will

- **Allows academics and support staff to see patterns of student activity**
- **Empowers academic personal tutors or support staff to intervene with students that are 'at risk'**

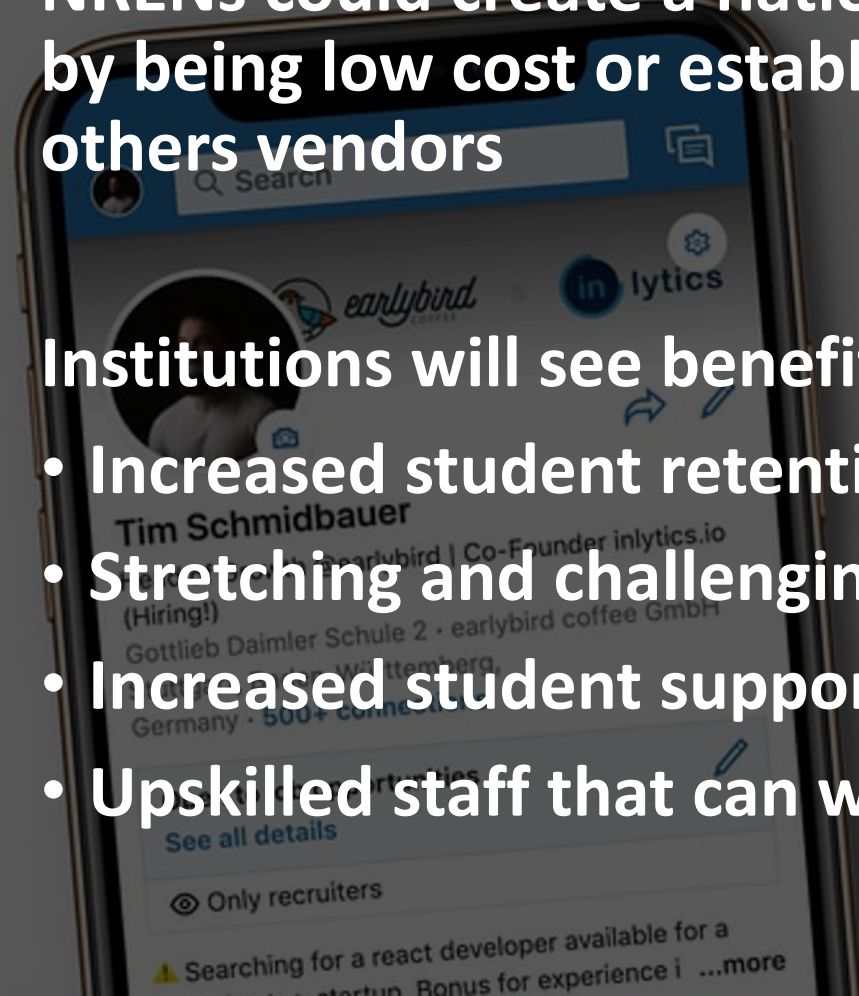


What does it actually mean for NREN's & institutions?

NRENs could create a national service that will benefit their members by being low cost or establishing a procurement framework with others vendors

Institutions will see benefits of:

- **Increased student retention**
- **Stretching and challenging well performing students**
- **Increased student support**
- **Upskilled staff that can work with and interpret data**



What does that mean for academic staff & support staff?

- It means they can see how your students have been engaging
- It means they can spot patterns and understand if there's problems
- It means they can intervene early if there's a problem with physical engagement, attainment, online engagement
- It means they can stretch students that are excelling in some areas but not others
- It means students are supported



What does that mean for academic & support staff?

- It means as a personal tutor you can inform the conversations, they have with tutees in a 1-1
- It means they can see how the module cohort is engaging with the materials that are provided for them online
- It means they can change their curriculum if content or tools are not being utilised or find out why and make changes or educate their students
- It is also important to equip key users with data literacy and reflective skills to move from data to action.



What does that mean for students?

- They feel supported
- They can get personalised advice based on their real world activity
- It means they can compare themselves to their peers

What does that mean for my students?

- It means they can motivate themselves to Learn
- It gives them a wider picture of where they are in the class compared to activity, grades
- They know what they have to do to succeed




LA is business change not technology change

- This is crucial
- Crucial to get a business sponsor to drive the project
- LA affects every part of the institution
- LA has many different drivers and motivator from multiple stakeholders. All want it to work but for different reasons



LA is business change not technology change

-
- You should ideally have a PT framework in place already
 - It's not about the technology
 - It's about the processes and support structures you put in place to support students



LA is business change not technology change

- 70% of transformation efforts fail. That does not change when it's Digital*
- 63% of people rely on IT and Analytics groups for data analysis for their decision making. None report satisfaction**
- Change is hard.

*Mckinsey - 2018

**Digital pulse survey – Harvard business review 2019



Case Study A – LA in action

- A personal tutor is looking at the dashboard of Magnus that's Red flagged.
- They see that they've not been to lectures for two weeks, not been online for 2 weeks and grades over the last week have started to get worse.



Case Study A – LA in action

- The PT discusses this with the student and points out the lack of engagement.
- The student say this is because they've had a bereavement
- The tutor refers the student to the counselling service
- The student starts to pick up in attendance and grades a week later.



Questions

steve.hoole@jisc.ac.uk



Jisc Learning Analytics Service

- Motivations
- Challenges
- Experiences
- Future Plans


The Jisc logo is a large orange circle with a white border, containing the word "Jisc" in white lowercase letters. The "J" has a dot above it, and the "i" has a dot above it. The "s" and "c" are lowercase. The logo is positioned on the right side of the slide, partially overlapping the black background.

Jisc



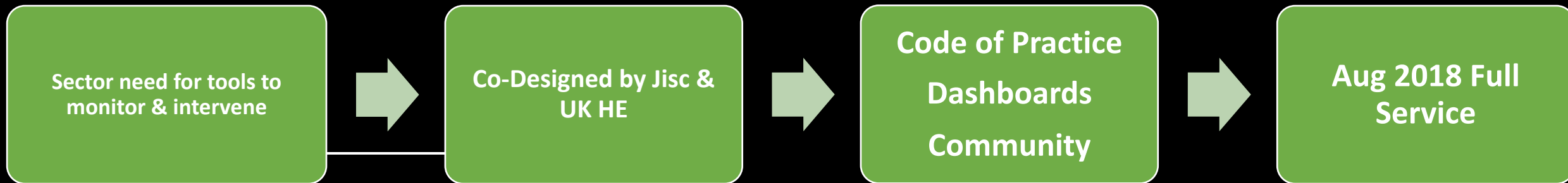
Motivations

- Data Repatriation
- National Learning Analytics Repository
- Co Designed solution
- Low cost for members with small resources





Motivations





Challenges

- Resources of Institutions
- Competition
- Finance
- Pace of Development
- Technical Debt





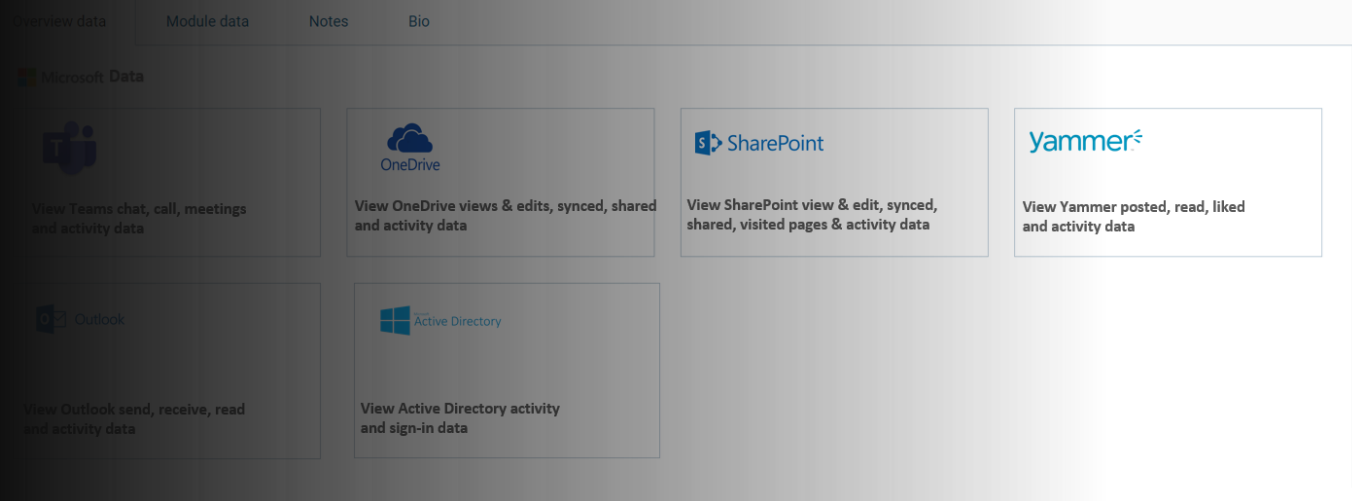
Experiences

- Positive implementations – Students seeing an impact
- Strong User Community eager to share good practice
- A sector that has reached a maturity with LA.
- 25 institutions are now ready to take LA further into CA & WA



Future Plans

- Teams
- Talis
- Turnitin
- Student Provision
- Collaboration with NRENs



Learning analytics

Institutional analytics

Educational analytics

Cognitive Analytics and AI

Now

Future

Better retention and attainment

A more efficient campus

Personalised and adaptive learning

VLE data
+
Student record system
+
Attendance data
+
Library data
+
Lecture Capture

Buildings data – room utilisation
+
Learning space data (intelligent campus)
+
Location data - Wifi

Content data
+
Learning pathways data

Improved teaching & curricula

Improving teaching & curricula

Teaching quality data – Module Evals
+
Assessment data (Turnitin)
+
Curriculum design data

Efficient campus

Retention and attainment

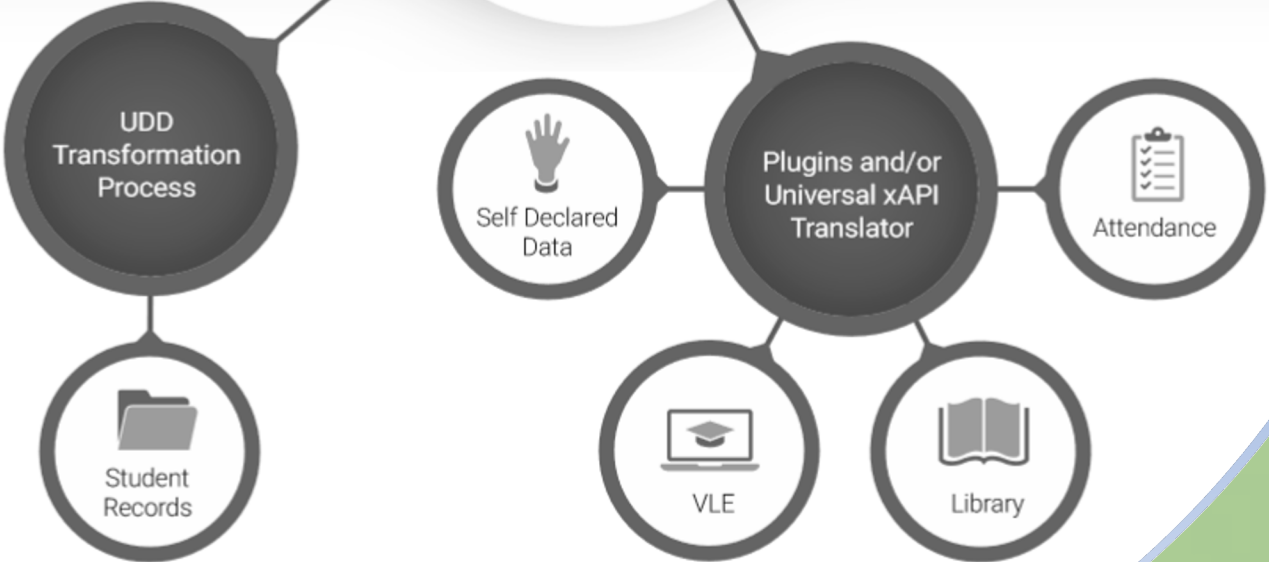
Presentation and Action



Data Storage and Analysis



Data Collection





Questions

steve.hoole@jisc.ac.uk

